

SPECIFICATIONS

Series Dock Wedge (DW) Product Details:

- Series DW standard dimensions for door openings 10'-0"W x 10'-6" H are 140" wide x 132" high (O.D.) with a 24" projection, and a 36" drop header curtain.
- Seals trailer 12'-0" to 13'-6" high from grade with a dock height of 48".
- Designed for standard 4'-6" bumper projection.
- Has (2) two 124" high vertical pads with a 8' face and (1) one head frame with curtains.
- Exclusive Phantom Draft Pads, pyramid type.
- Vertical inward panels are removable 122"h x 20"w

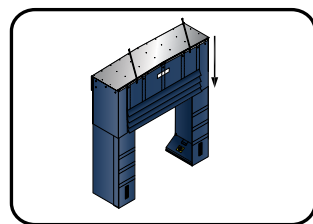


Specifications:


Stationary Hybrid shelter(s) to be Series DW as manufactured by Super-Seal Mfg. Ltd., Woodbrige, Ontario. Stationary Hybrid shelters(s) to be manufactured to fit door opening size _____ft. wide x _____ft. high. Canopy constructed of pressure treated wood framework covered with galvanized colour steel cladding. The top canopy shall be peaked to allow for drainage and shall be fastened to the wall by means of a galvanized steel side and strapping supports. Vertical foam pads to be manufactured using kiln-dried wood and high grade, dense, light weight urethane foam core maintaining flexibility at -40° (fire retardant formula available; please specify). Foam core shall be continuously bonded (not spot glued) to the wood backing with a industrial, non-flammable elastic adhesive. Cover fabric overlaps wood backing totally enclosing it and fastened with heavy duty plated staples. Vertical pads are flat cut at the top to provide adequate seal. Unit shall come complete with a drop curtain over vertical pads. The removable vertical inward panels shall contain fiberglass stays, the top three (3) being a "Z" pattern to keep the curtain straight at all times. Vertical panels to have a double layer of fabric at the leading edge impact area and a 4" wide x 14" high yellow guide stripe to aid in spotting shelters. The header panel to have full height fiberglass stays and overlapping protective flaps at trailer impact areas. All stays to be enclosed in multi-layer reinforcement pockets. Leading edge of vertical and header panels to have a sewn in foam bead for a tight seal. Double stitched, high strength twisted 4 ply 100% polyester boned thread U.V. treated used for sewing throughout. Top frame edge shall be trimmed with aluminum angle to provide a neat, clean finish. Exclusive Phantom Draft Pads complete the seal between trailer and vertical pad. Unit to be furnished with all standard mounting hardware, galvanized to resist corrosion. An 18" - 20" projection in front of the dock bumper is recommended to provide a proper seal.

Options:


Additional Options: Wider & Higher Units are also available, Inflatable Header, **Monofilament Fabric**, Galvanized Steel Frame, Extra Projection, Super Snug (Hooks)



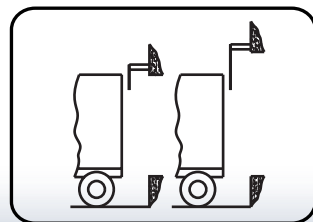
A. Longer drop curtain



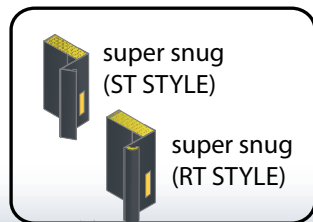
B. Tapered Units



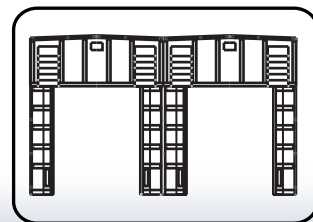
C. Extended projection



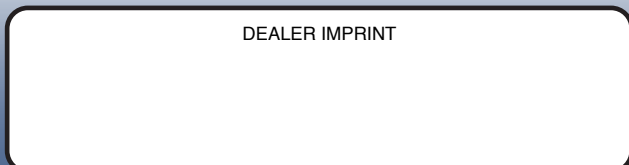
D. Higher units



E. Two Types of Super Snug



F. Common member unit



** All Super Seal products are subject to design modifications without notice. Product may be shown with non-standard options.

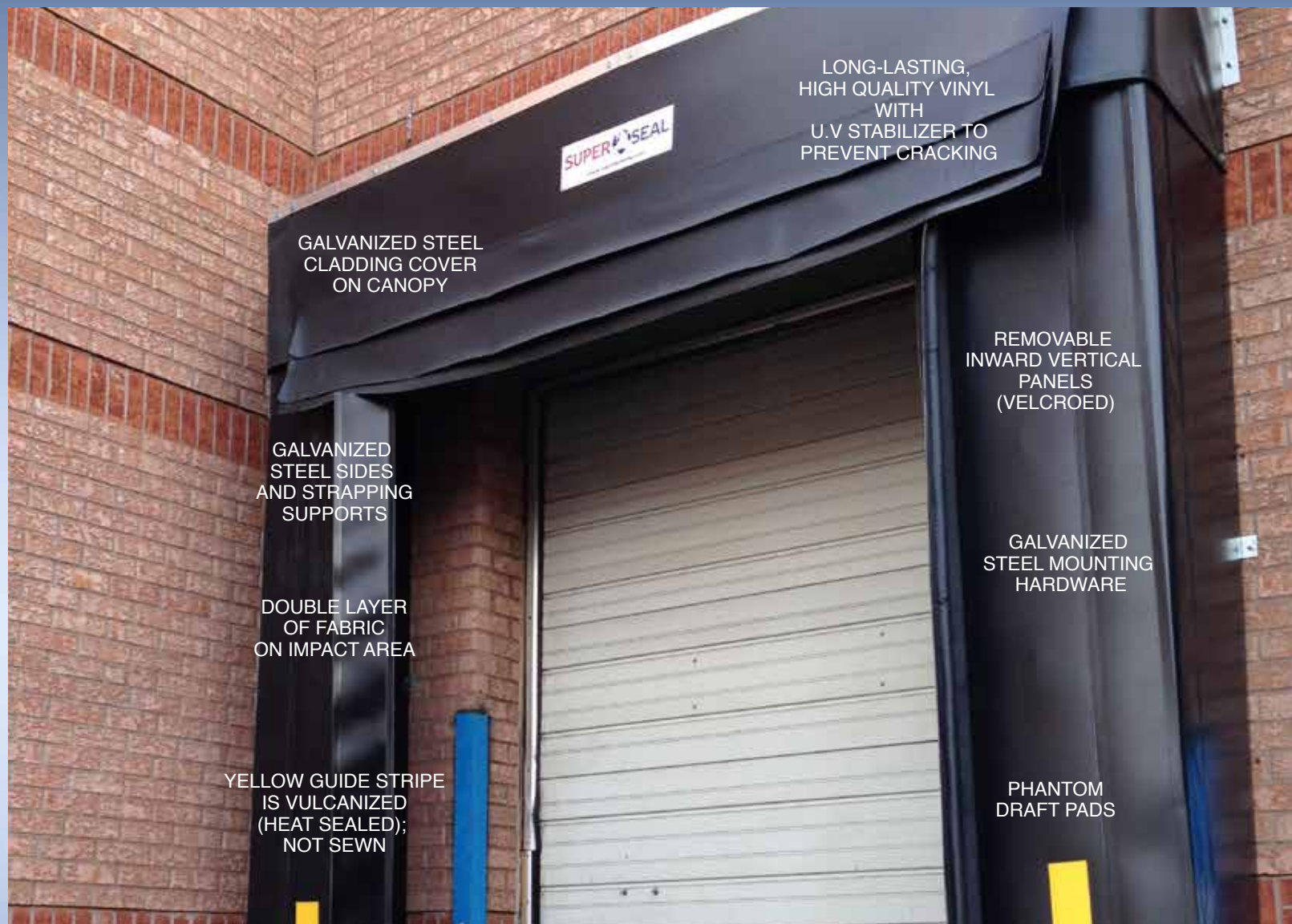


DW Series - Part #15-0202-(11x17)-Ver. 07/2023



Custom Designs Available!

ALL-IN-ONE SOLUTION



SERIES DW DOCK WEDGE

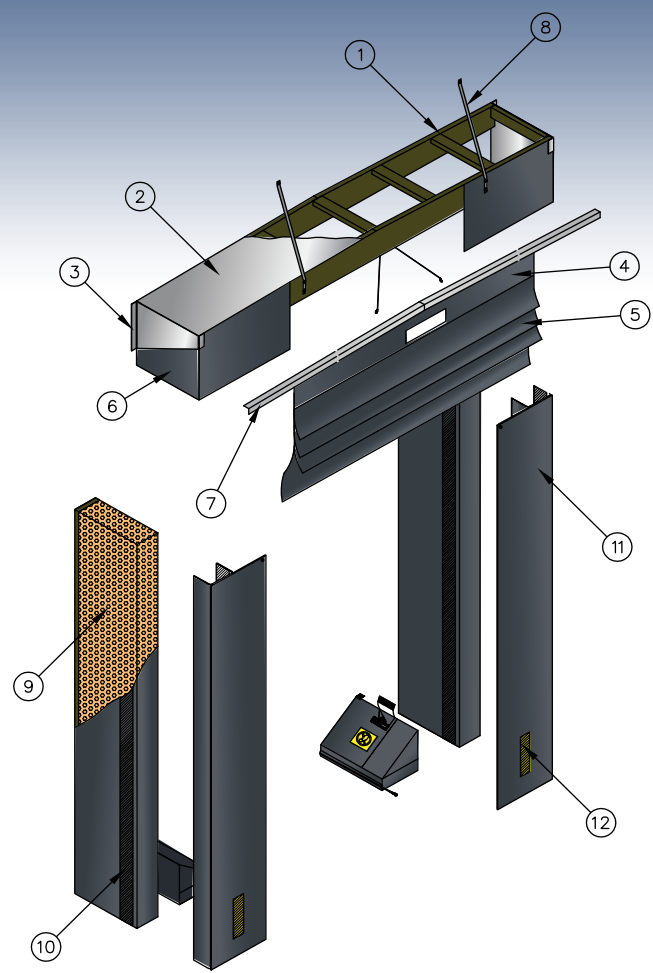
Designed for door openings up to 10'-0"W x 10'-6"H, the Series DW allows complete and unobstructed access to the full width and height of the trailer interior and shipping door while providing outstanding weather protection. The trailers back through the vertical pads forming a wiper seal that hugs the trailer's sides with header curtain that sits on top of the trailer unit, thus allowing full access to the height of the trailer. The resilient vertical foam pads, with removable inward vertical panels create a tight seal that blocks out foul weather, insect, dust, dirt and may reduce pilferaging, while saving money on energy costs. Dock seals help productivity by increasing safety, protecting personnel, products and equipment.



Tel: 905.850.2929 TF: 1.800.337.3239
Fax: 905.850.2922 Fax: 905.850.4440

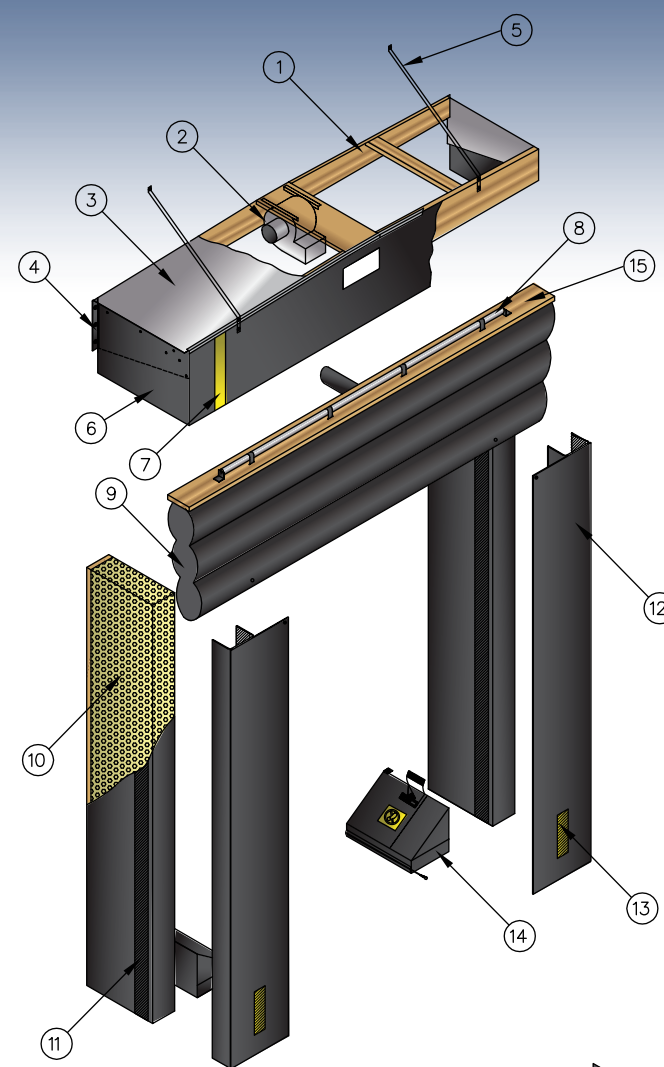
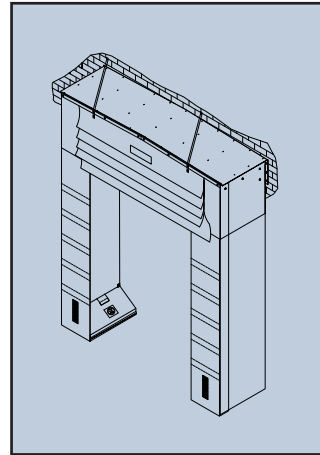
www.supersealmfg.com

SuperSeal Mfg. Ltd.
670 Rowntree Dairy Rd.,
Woodbridge, Ontario, Canada L4L 5T8



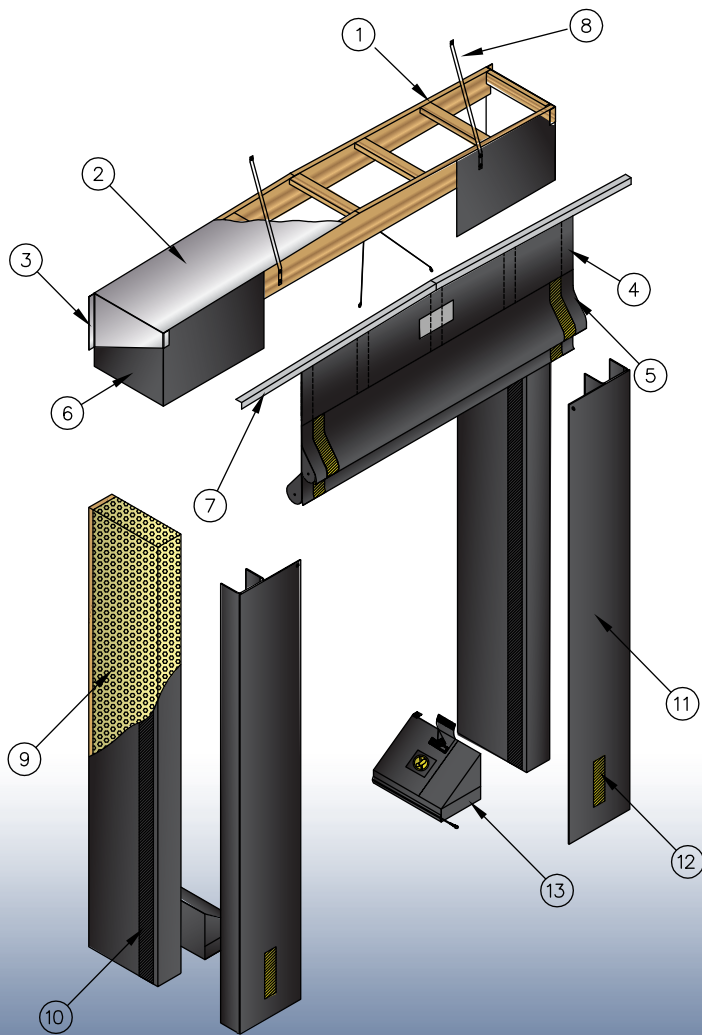
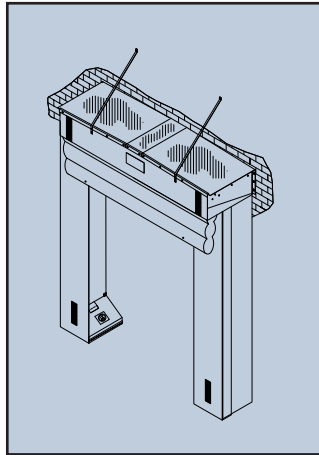
Standard DW (Standard Head Curtain)

1. Pressure Treated Wood Canopy
2. Galvanized Steel Cladding
3. Galvanized Side Supports
4. Front Curtain
5. Full Width Flaps (SS90-1)
6. Side Curtain
7. Aluminum Angle Trim
8. Canopy Support Strap
9. Vertical Foam Pad
10. Velcro
11. Removable Inward Panel
12. 4" w X 24" h Yellow Guide Stripe
13. Phantom Draft Pad / No Step



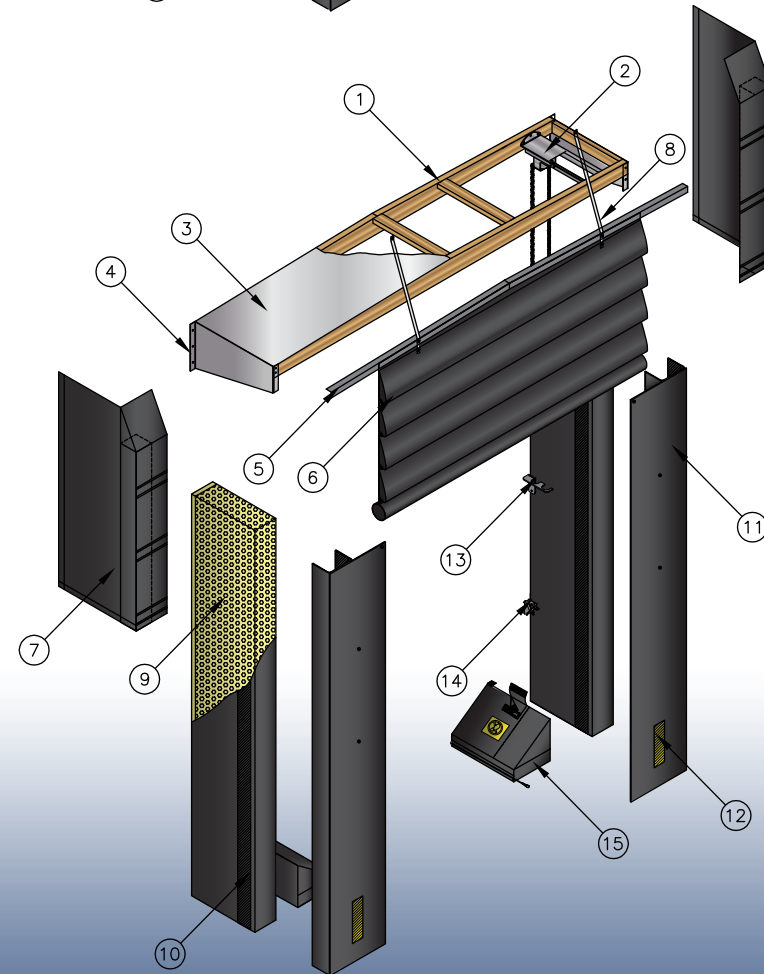
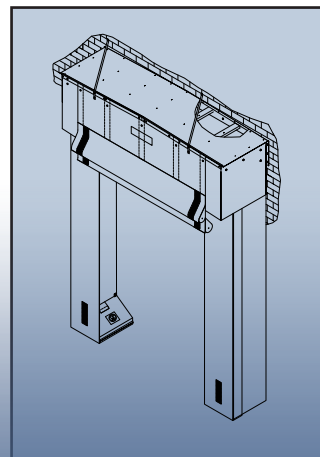
DW Combo 3 (Inflatable Head Curtain)

1. Pressure Treated Wood Canopy
2. Blower / Motor (1/2hp, 115 volt)
3. Galvanized Steel Cladding
4. Galvanized Side Supports
5. Canopy Support Strap
6. Storage Curtain
7. Yellow Guide Stripe
8. Torsion Spring Assembly
9. Header Air Bag
10. Vertical Foam Pad
11. Velcro
12. Removable Inward Panel
13. 4" w X 24" h Yellow Guide Stripe
14. Phantom Draft Pad / No Step
15. Aluminum Angle Trim



DW Combo 2 (Rain Deflector Head Curtain)

1. Pressure Treated Wood Canopy
2. Galvanized Steel Cladding
3. Galvanized Side Supports
4. RD2 Curtain (single or double pad)
5. Full Width Flaps
6. Side Curtain
7. Aluminum Angle Trim
8. Canopy Support Strap
9. Vertical Foam Pad
10. Velcro
11. Removable Inward Panel
12. 4" w X 24" h Yellow Guide Stripe
13. Phantom Draft Pad / No Step



DW Combo 4 (Adjustable Head Curtain)

1. Pressure Treated Wood Canopy
2. Chain Hoist / Bracket
3. Galvanized Steel Cladding
4. Galvanized Side Supports
5. Aluminum Angle Trim
6. Front Curtain /chain Weighted Foam
7. Side Curtain
8. Canopy Support Strap
9. Vertical Foam Pad
10. Velcro
11. Removable Inward Panel
12. 4" w X 24" h Yellow Guide Stripe
13. Chain Guide Bracket
14. Chain Lock Bracket
15. Phantom Draft Pad / No Step

