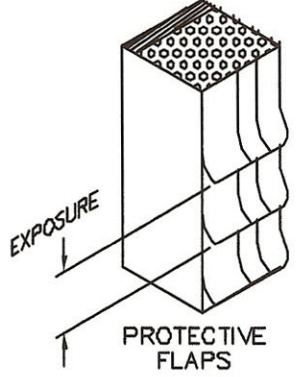
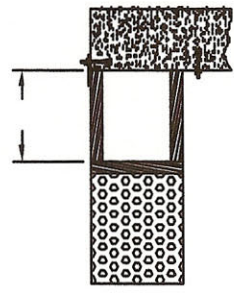
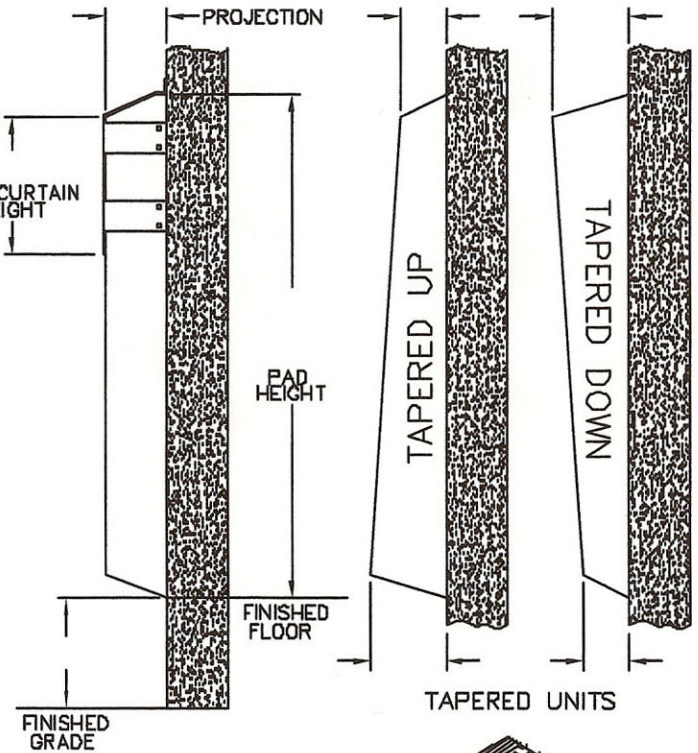



SECTION A-A



- DOOR OPENING: _____ W x _____ H
- QUANTITY: _____
- COVER FABRIC: _____
- COLOR: _____
- OPTIONS (CHECK BOX IF APPLICABLE)
- EXTRA VERTICAL PAD HEIGHT
 - EXTRA HEADER CURTAIN DROP
 - EXTRA PROJECTION (FOAM ONLY)
 - PROJECTION BOX
 - TAPERED UNITS
 - PROTECTIVE FLAPS:
 - FABRIC TYPE: _____
 - COLOR: _____
 - DOUBLE LAYER ON IMPACT AREA:
 - FABRIC TYPE: _____
 - COLOR: _____
 - PVC CURTAIN IN LIEU OF FABRIC CURTAIN
 - INFLATABLE HEADER IN LIEU OF FABRIC CURTAIN
 - MULTI-PLY MONOFILAMENT PVC FLAPS
 - SPECIAL FOAM
 - FIRE RETARDANT
 - HIGH DENSITY
 - BOTTOM SEAL
 - COVER MATERIAL OVERLAPS EDGES ONLY
 - PVC PROTECTIVE VERTICAL WEAR PANEL
 - SECURITY SEAL
 - GALVANIZED STEEL CHANNEL BACKING
 - SCUFF GUARD (48" HIGH STANDARD)
 - FABRIC TYPE: _____
 - COLOR: _____
 - GALVANIZED STEEL CANOPY
 - _____ LONG x _____ PROJECTION
- (NOTE: DOCK BUMPERS NOT INCLUDED)

S. S. QUOTE REF. # _____	 SUPERSEAL Mfg. LTD.	
CUSTOMER _____		
APPROVED BY: _____	0201 SERIES ADJUSTABLE CURTAIN TRUCK DOCK SEAL	
P/O No.: _____	DATE: DEC.18/00	SCALE: 1:24
DATE: _____	DRAWN: GK	DWG NO: L21-B
		PART NO: 15-0102A