

LoMaster™ Dock Lift Series

GROUND LEVEL HYDRAULIC LIFTS

BLUE GIANT®





Turn Any Ground Level Area into a LoMaster™ Series Functional Loading Dock

The LoMaster™ Series Dock Lift from Blue Giant provides a safe and efficient way to handle endless materials handling applications at grocery stores, schools, hospitals, postal services and distribution centers – anywhere a low-profile workhorse is required.

Typically, a dock lift will cost 1/3 the price of a fork truck and will have a quick and favorable payback when compared to the long-term cost associated with operating a forklift and manually loading / off-loading a trailer. A LoMaster™ Series Dock Lift will also greatly reduce handling costs, cargo damage and employee injury common to vertical transfer operations.

Blue Giant LoMaster™ Series Dock Lifts are available in many sizes with standard capacities up to 20,000lb (9,091kg). No hidden hook-up costs. User ready. Before choosing, compare our standard design features.



Standard Features

- Remote power pack 12' (3,658mm) hydraulic hose (3 phase, common voltages)
- Push button control on 12' (3,658mm) straight cord
- Hydraulic pump with built-in overload relief
- Hydraulic and oil hoses included
- Up-travel limit switch
- Motor, controls, push button factory pre-wired and tested (UL / CSA approved)
- Full length deck beam for maximum support
- Solid plate steel legs for maximum rigidity
- 8" (203mm) tapered toe guard protection on stationary models only
- Handrails with 4" (102mm) kick plate and barrier chain across both ends
- Checkered deck and 18" (457mm) long lip with lifting chain on rolling end
- Hard chromed pivot pins at cylinder and center pin
- All pivot points equipped with maintenance free lifetime lubricated bushings
- Scissor leg roller bearings maintenance free
- Precision safety velocity fuses on hydraulic cylinders to prevent platform free-fall
- Mechanical, hinged to frame, flip-down maintenance stop on stationary models only
- Completely sealed, weather resistant cylinders vented back to hydraulic tank to prevent contaminant entry into cylinder
- Complies to ANSI MH29.1 standards
- Backed by an industry leading warranty



Stationary Dock Lifts



Blue Giant LoMaster™ Series Stationary Dock Lift models can be mounted in a pit or anchored to a concrete pad.

Options

- 24 VAC voltage control
- Key switch on push button
- Electric toe guard protection
- Warning horn with volume control
- Flashing amber beacon
- Aluminum lip
- Spring and hydraulic assisted lips
- Mechanical pop-up wheel chock
- Accordion safety skirting
- Interlock swing gates
- Low temp oil
- Submersion heater for oil reservoir
- 3-10 HP remote powerpacks
- Consult factory for additional options



Lift Speed Conversions for Optional Power Packs	
5 HP to 3 HP	multiply lift speed by 0.4167
5 HP to 7 1/2 HP	multiply lift speed by 1.29
7 1/2 HP to 10 HP	multiply lift speed by 1.45



Power Pack	Length	Width	Height	Shipping Weight
3 HP	18" (457mm)	15" (381mm)	29" (737mm)	175 lb (80 kg)
5 HP	20" (508mm)	20" (508mm)	29" (737mm)	190 lb (86 kg)
7 1/2 HP	25" (635mm)	20" (508mm)	36 1/2" (927mm)	405 lb (184 kg)
10 HP	25" (635mm)	29" (737mm)	31" (787mm)	460 lb (209 kg)



Note: 3 HP available for 4,000 lb - 6,000 lb (1,818 kg - 2,727 kg) capacity models only

Deck Width	Deck Length	Lowered Height	Vertical Travel	Raised Height	Lift Speed** by Capacity*		
60" (1,524mm)	5 HP Remote Power Pack				5,000 lb (2,273 kg)	6,000 lb (2,727 kg)	
	96" (2,438mm)	10" (254mm)	59" (1,499mm)	69" (1,753mm)	14.0 fpm 4.3 mpm	12.2 fpm 3.7 mpm	
	108" (2,743mm)	14" (356mm)	59" (1,499mm)	73" (1,854mm)	11.5 fpm 3.5 mpm	7.6 fpm 2.3 mpm	
	120" (3,048mm)				7.2 fpm 2.2 mpm	7.2 fpm 2.2 mpm	
	144" (3,658mm)				6.9 fpm 2.1 mpm	6.9 fpm 2.1 mpm	
72" (1,829mm)	5 HP Remote Power Pack				8,000 lb (3,636 kg)	10,000 lb (4,545 kg)	12,000 lb (5,454 kg)
	96" (2,438mm)	14" (356mm)	59" (1,499mm)	73" (1,854mm)	11.8 fpm 3.6 mpm	10.8 fpm 3.3 mpm	7.7 fpm 2.3 mpm
	108" (2,743mm)				11.5 fpm 3.5 mpm	7.4 fpm 2.3 mpm	7.4 fpm 2.3 mpm
	120" (3,048mm)				11.0 fpm 3.4 mpm	7.4 fpm 2.3 mpm	7.4 fpm 2.3 mpm
	144" (3,658mm)				6.5 fpm 2.0 mpm	5.8 fpm 1.8 mpm	6.5 fpm 2.0 mpm
84" (2,134mm)	5 HP Remote Power Pack				15,000 lb (6,818 kg)	20,000 lb (9,091 kg)	
	96" (2,438mm)	21" (533mm)	50" (1,270mm)	80" (2,032mm)	7.4 fpm 2.3 mpm	7.4 fpm 2.3 mpm	
	108" (2,743mm)				6.7 fpm 2.0 mpm	6.7 fpm 2.0 mpm	
	120" (3,048mm)				6.3 fpm 1.9 mpm	6.3 fpm 1.9 mpm	
	144" (3,658mm)				5.8 fpm 1.8 mpm	5.8 fpm 1.8 mpm	

* Capacities are based on evenly distributed loads. Single axle rolling load capacity is 80% of rated capacity across the ends and 50% of rated capacity across the sides.

** Nominal lift speeds with rated load - based on factory test conditions. fpm = feet per minute / mpm = meter per minute

Note: Consult factory for custom sizes and capacities. All dock lifts come with 18" (457mm) long x 60" (1,524mm) wide lip on rolling end.

Semi-Portable Dock Lifts

In the event you find the cost of forming a concrete pit/pad expensive, an economical solution is a LoMaster™ Semi-Portable Dock Lift. The unit is installed at the dock face and mounted on locating cradles and wear plates. With its extremely low profile, the LoMaster™ Semi-Portable Dock Lift provides added versatility for ground level loading / unloading operations.

The same high quality construction features found in the stationary models are incorporated into all LoMaster™ Semi-Portable Dock Lifts. Easy lift cylinder is encased in a weather-resistant, platform free-fall. All hard chromed pivot points are fitted with lifetime lubricated bearings or Teflon coated bronze bushings. Indicator sensing bars and high visibility striping provide four sided toe protection. Sturdy steel handrails with 4" (102mm) kick plate and barrier chains at both ends provide added operator safety. An 18" (457mm) long lip with lifting chain on the rolling end is standard.

Minimal maintenance and product longevity—put a LoMaster™ Semi-Portable Dock Lift to work at your facility.



Options

- Portable dolly
- 24 VAC voltage control
- Key switch on push button
- Warning horn with volume control
- Electric toe guard protection
- Flashing amber beacon
- Aluminum lip
- 3 – 5 HP remote powerpack



Lift Speed Conversions for Optional Power Packs

5 HP to 3 HP	multiply lift speed by 0.4167
5 HP to 7 ½ HP	multiply lift speed by 1.29

Standard Power Pack	Length	Width	Height	Shipping Weight
3 HP	18" (457mm)	15" (381mm)	29" (737mm)	175 lb (80 kg)
5 HP	20" (508mm)	20" (508mm)	29" (737mm)	190 lb (86 kg)

Deck Size (Width x Length)*	Lowered Height (nominal)	Vertical Travel	Raised Height	Lift Speed*** by Capacity**		
				4,000 lb (1,818 kg)	5,000 lb (2,273 kg)	6,000 lb (2,727 kg)
5 HP Remote Power Pack				4,000 lb (1,818 kg)	5,000 lb (2,273 kg)	6,000 lb (2,727 kg)
72" x 96" (1,829mm) x 2,438mm)	5" (127mm)	55" (1,397mm)	60" (1,524mm)	20.1 fpm 6.1 mpm	20.1 fpm 6.1 mpm	14.2 fpm 4.3 mpm
72" x 120" (1,829mm) x 3,048mm)						
84" x 96" (2,134mm) x 2,438mm)	5 1/4" (133mm)	55" (1,397mm)	60 1/4" (1,530mm)	20.1 fpm 6.1 mpm	20.1 fpm 6.1 mpm	-
84" x 120" (2,134mm) x 3,048mm)						
96" x 120" (2,438mm) x 3,048mm)						

* Dimension between cylinder posts is 18" (457mm) less than overall deck width.

** Capacities are based on evenly distributed loads. Single axle rolling load capacity is 50% of rated capacity across the ends and 20% of rated capacity across the sides.

*** Nominal lift speeds with rated load - based on factory test conditions. fpm = feet per minute / mpm = meter per minute

Note: Overall raised height = lowered height plus vertical travel. All dock lifts come with 18" (457mm) long x 60" (1,524mm) wide lip on rolling end.

BLUE GIANT
BLUE GIANT EQUIPMENT CORPORATION

Corporate 85 Heart Lake Road South
Brampton, ON, Canada L6W 3K2
t 905.457.3900 f 905.457.2313

USA 6350 Burnt Poplar Road
Greensboro, NC 27409
www.BlueGiant.com

D-LMDL-090814

Blue Giant offers a full line of dock levelers, dock safety equipment, seals and shelters, accessories, ergonomic and scissor lift equipment and industrial trucks. Concurrent with our continuing product improvement program, specifications are subject to change without notice. Please contact Blue Giant for latest information. Some features illustrated may be optional in certain market areas.